



# Artificial Intelligence with Ruby?

# Hello!

**I am Natalia Raythz | Nat**

AIOps at ADP Brazil Labs

You can find me at  
[@guriadeprograma](#)






“

*The data determines the  
output.*

# What is Artificial Intelligence?



# ARTIFICIAL INTELLIGENCE



# MACHINE LEARNING



# DEEP LEARNING



1950's

1960's

1970's


1980's


1990's

2000's

2010's

**Where  
does Ruby  
get into  
this story?**





## Why Ruby Isn't typically used for Machine Learning.

- ◀ Misconceived notions about speed
- ◀ Lack of libraries
- ◀ Ease of passing responsibilities to others services

# Some examples

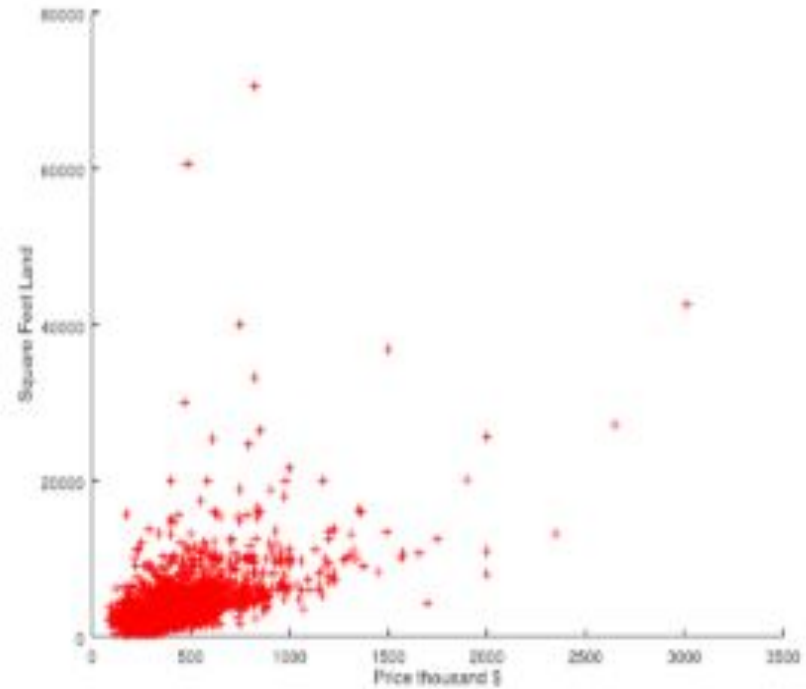
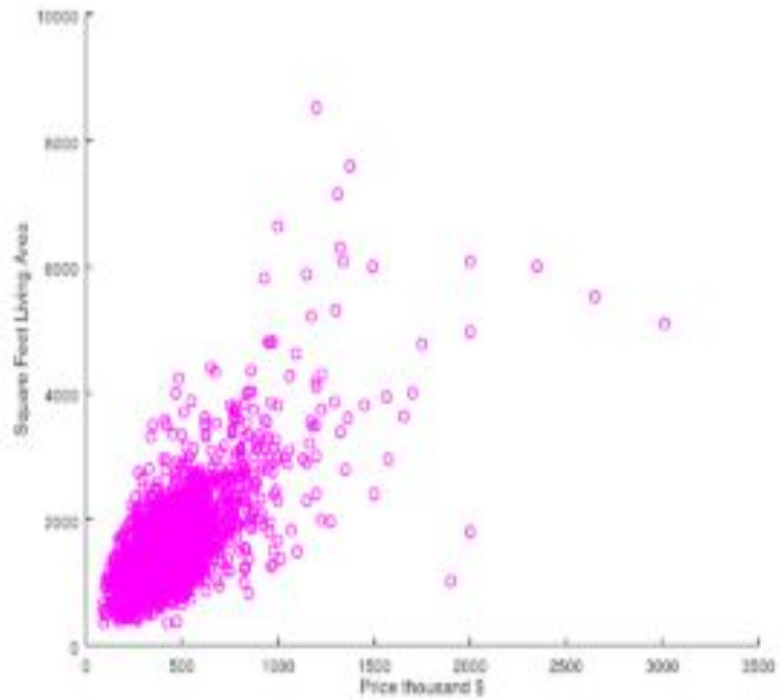






# Linear regression

1. LAND SQUARE FEET,GROSS SQUARE FEET,SALE PRICE,BOROUGH,NEIGHBORHOOD,TAX CLASS AT PRESENT,BLOCK,LOT,EASE-MENT,BUILDING CLASS AT PRESENT,ZIP CODE,YEAR BUILT,TAX CLASS AT TIME OF SALE,BUILDING CLASS AT TIME OF SALE,SALE DATE
2. 13390,5994,1495000,5,ANNADALE ,1,6475,85, ,A3,10312,2002,1, A3 ,7/28/2015
3. 6180,4808,975000,5,ANNADALE ,1,6370,4, ,A3,10312,1990,1, A3 ,11/20/2015
4. 13406,4180,1199000,5,ANNADALE ,1,5394,4, ,A2,10312,1982,1, A2 ,8/26/2015
5. 8000,4011,865000,5,ANNADALE ,1,6222,54, ,A1,10312,2000,1, A1 ,1/12/2015
6. 30000,4000,470000,5,ANNADALE ,1,6499,40, ,A1,10312,1985,1, A1 ,4/30/2015
- 7.
8. ....





**How?**



# Installing prerequisites

```
gem install ruby_linear_regression
```

## Implementing linear regression

1. `require 'csv'`
2. `require 'ruby_linear_regression'`

```
1. x_data = []
2. y_data = []
3. # Load data from CSV file into two arrays - one for independent variables
   X and one for the dependent variable Y
4. # Each row contains square feet for property and living area like this:
5. # [ SQ FEET PROPERTY, SQ FEET HOUSE ]
6. CSV.foreach("./data/staten-island-single-family-home-sales-2015.csv" ,
   :headers => true) do |row|
7. x_data.push( [row[0].to_i, row[1].to_i] )
8. y_data.push( row[2].to_i )
9. end
```

```
1. # Create regression model
2. linear_regression = RubyLinearRegression.new
3. # Load training data
4. linear_regression.load_training_data(x_data, y_data)

1. # Train the model using the normal equation
2. linear_regression.train_normal_equation

1. # Predict the price of a 2000 sq feet property with a 1500 sq feet house
2. prediction_data = [2000, 1500]
3. predicted_price = linear_regression.predict(prediction_data)
4. puts "Predicted selling price for a 1500 sq feet house on a 2000 sq feet
property: #{predicted_price.round}$"
```

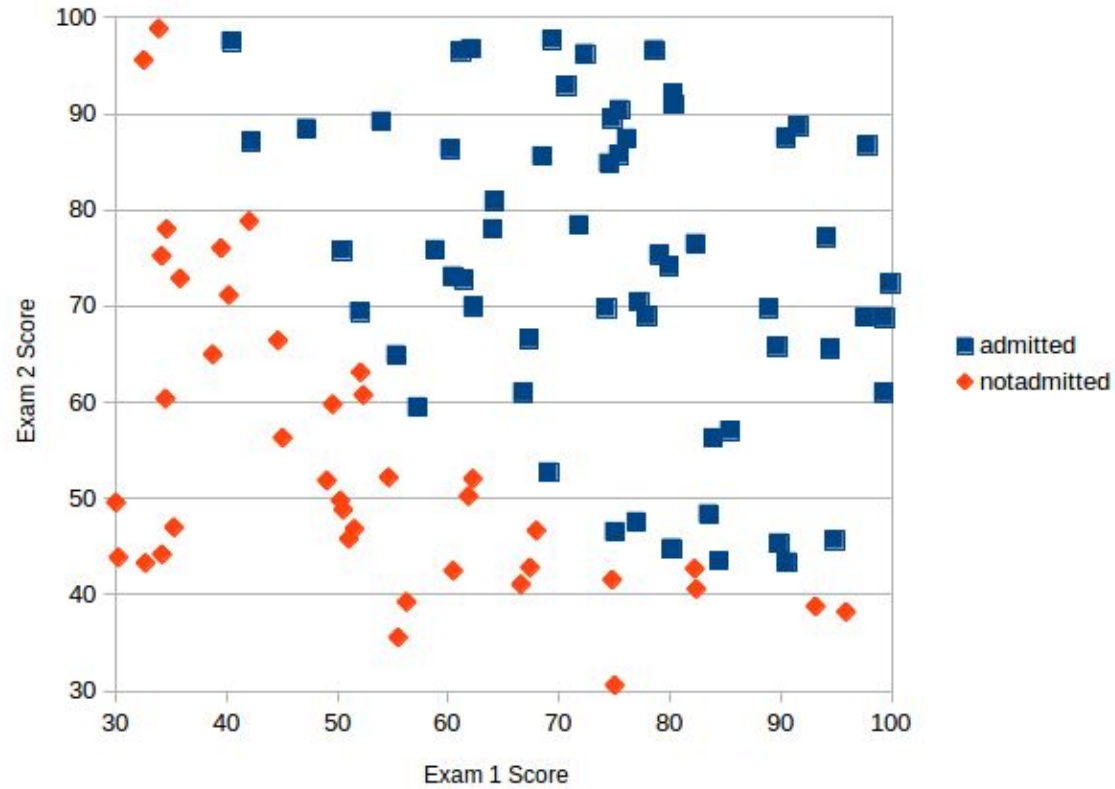
```
$ ruby example.rb
```

```
Predicted selling price for a 1500 sq feet house on a 2000 sq  
feet property: 395853$
```



# Simple classification using a Neural Network

Admission Data





# Setting up a Neural Network in Ruby

```
gem install ruby-fann
```

1. `require 'csv'`
2. `require 'ruby-fann'`

```
1. x_data = []
2. y_data = []
3. # Load data from CSV file into two arrays - one for
   independent variables X and one for the dependent variable
   Y
4. CSV.foreach("./data/admission.csv", :headers => false) do
   |row|
5.   x_data.push( [row[0].to_f, row[1].to_f] )
6.   y_data.push( [row[2].to_i] )
7. end
```



```
1. # Divide data into a training set and test set
2. test_size_percentage = 20.0 # 20.0%
3. test_set_size = x_data.size * (test_size_percentage/100.to_f)
4.
5. test_x_data = x_data [0 .. (test_set_size-1)]
6. test_y_data = y_data [0 .. (test_set_size-1)]
7.
8. training_x_data = x_data [test_set_size .. x_data.size]
9. training_y_data = y_data [test_set_size .. y_data.size]
```

```
1. # Setup training data model
2. train = RubyFann::TrainData.new( :inputs=> training_x_data,
  :desired_outputs=>training_y_data );

1. # Setup model and train using training data
2. model = RubyFann::Standard.new(
3.     num_inputs: 2,
4.     hidden_neurons: [6],
5.     num_outputs: 1 );

1. # 5000 max_epochs, 500 errors between reports and 0.01 desired
  mean-squared-error
2. model.train_on_data(train, 5000, 500, 0.01)
```



```
1. # Predict single class
2. prediction = model.run( [45, 85] )
3. # Round the output to get the prediction
4. puts "Algorithm predicted class: #{prediction.map{ |e| e.round }}"

1. predicted = []
2. test_x_data.each do |params|
3.   predicted.push( model.run(params).map{ |e| e.round } )
4. end
5.
6. correct = predicted.collect.with_index { |e,i| (e == test_y_data[i]) ? 1 :
7.   0 }.inject{ |sum,e| sum+e }
8. puts "Accuracy: #{((correct.to_f / test_set_size) * 100).round(2)}% - test
   set of size #{test_size_percentange}%"
```

```
$ ruby nn.rb
```

```
Max epochs 5000. Desired error: 0.0099999998.
```

```
Epochs 1. Current error: 0.2485879362. Bit fail 80.
```

```
Epochs 500. Current error: 0.0141996695. Bit fail 4.
```

```
Epochs 1000. Current error: 0.0120923920. Bit fail 1.
```

```
Epochs 1500. Current error: 0.0116548287. Bit fail 1.
```

```
Epochs 2000. Current error: 0.0118962619. Bit fail 2.
```

```
Epochs 2500. Current error: 0.0116990097. Bit fail 2.
```

```
Epochs 3000. Current error: 0.0111343693. Bit fail 2.
```

```
Epochs 3366. Current error: 0.0099999355. Bit fail 1.
```

```
Algorithm predicted class: [1]
```

```
Accuracy: 100.0% - test set of size 20.0%
```





**Questions?**

You can find me at

- ◀ @guriadeprograma
- ◀ nraythz@gmail.com



*Thank you. Thank you.*